

# Huntsman World Senior Games - Shooting Handgun

## 2019

### Overview

The objective of this document is to provide a handgun shooting format for the 2019 Huntsman Competition. This is a new Huntsman competition based on a "Bullseye" format that has been modified in such a way as to encourage the widest possible spectrum of people to participate. Range and equipment requirements are held to a minimum. Opportunities to compete will be provided for everyone from the novice to the expert.

### Location

The handgun events will be held at the Red Cliffs Rifle and Pistol Range located in the Washington County Regional Park. The Range address is:

5850 West, 1800 South  
Hurricane, Utah 84737

From I-15 East of Washington, UT, take State Route 9 toward Hurricane. At 5300 west, turn right and follow the Regional Park Road past the Washington County fairgrounds until it comes to the Range.

### Summary

The four day schedule shown below is set up to shoot a total of eight relays; four relays for Rimfire handguns, and four relays for Centerfire handguns. Each relay involves shooting a total of ten targets for score (See Figure 2 in the Appendix for relay staging).

For 2019, the number of registrants will be limited to 96 shooters. This will be comprised of 48 participants shooting Rimfire (.22 LR) cartridges, and 48 participants shooting the Centerfire calibers (.32 to .45). Since the rimfire and the centerfire competition will be shot on different days, registrants may sign up for either, or both. In all cases, scoring will be separate for those using open sights and for those using optical or electronic sights. However, pointing devices that project onto the targets are not permitted. The number of targets and the course of fire will be the same for all equipment classes.

As shown in the following Schedule, check-In will be held just prior to the competitions. Also at check-in, the pistols will be classified, their trigger pulls weighed, and the contestants, aged 50 years and above, will be assigned to 5 year or 10 year age groups, this being determined on the basis of providing a reasonable degree of competition within each group. Within the groups, shooters will compete with handguns of the same class; such as rimfire or centerfire, open sights or optical sights. Note that there is no distinction between revolvers and auto loading pistols.

## 2019 Shooting Schedule

Tuesday, Oct 8, 2019                      8:00 AM - 1:00 PM                      **Rimfire Check In & Practice**

2:00 PM:                                      Rimfire Match Relay #1

---

Wednesday, Oct 9, 2019                      9:00 AM:                                      Rimfire Match Relay #2

12:00 Noon:                                      Rimfire Match Relay #3

3:00 PM:                                      Rimfire Match Relay #4

Wednesday, Oct 9, 2019                      7:30 PM                                      **SPORT DINNER:**

**Spring Gardens**  
**2654 East Red Cliffs Drive**  
**St. George, Utah 84790**

---

Thursday, Oct 10, 2019                      8:00AM - 1:00 PM                      **Centerfire Check In & Practice**

2:00 PM:                                      Centerfire Match Relay #1

---

Friday, Oct 11, 2019                      9:00 AM:                                      Centerfire Match Relay #2

12:00 Noon:                                      Centerfire Match Relay #3

3:00 PM:                                      Centerfire Match Relay #4

---

## Equipment

### Handguns

Handguns will be .22 LR pistols and revolvers or .32 to .45 caliber centerfire pistols and revolvers. They may have custom grips but otherwise cannot be custom shop firearms. They may be designated by the manufacturer as either target or standard model firearms having open or optical/electronic sights. However, aiming devices that project an image on the target are not permitted. Handguns with integral laser sighting devices must remove batteries prior to the competition. Muzzle brakes or compensators are not permitted and the barrel length, including revolver cylinder, cannot exceed ten inches. Shoulder stocks and fore grips are not permitted. Note that open sights and optical/electronic sights compete in separate categories.

All handguns must be transported to and from the shooting position in a closed case or box of some kind. Holsters, worn or otherwise, are not considered adequate for this purpose.

### **Ammunition**

Standard handgun ammunition will be used. Hand loaded centerfire ammunition is acceptable.

*Magnum and +P cartridges are not permitted.*

### **Trigger Pull Weights**

For safety purposes, it is required that all auto loading handguns (pistols) have their trigger pulls weights checked before each match begins in order to avoid a disqualification if the equipment is later found to be out of specification. If a trigger pull is found to be underweight after a match is fired, the score must be reported as "DQ" (the same as any other disqualification). The required trigger pull weights for this competition is as shown as follows:

- |                       |                            |
|-----------------------|----------------------------|
| a. .22 Long Rifle     | not less than 2 pounds     |
| b. .32 to .40 caliber | not less than 2-1/2 pounds |
| c. .45 caliber        | not less than 3-1/2 pounds |

### **Spotting Scopes**

Spotting scopes or binoculars are permitted during the competition.

### **Shooting Position**

The shooting position will be standing using either a one-hand grip or a two hand grip, whichever the shooter prefers. Artificial supports of any kind are not permitted. The make ready muzzle direction just prior to shooting is a point on the ground about 10 feet in front of the firing line. Under no circumstances during the course of fire can the muzzle direction be elevated above the berm height or at overhead baffles. Doing so with a loaded firearm will result in disqualification. However, in the case of revolvers, elevating the muzzle to eject spent cases during a reloading break is acceptable.

### **Targets and Course of Fire**

There will be **ten targets** shot for score in the handgun competitions. Each target will receive 10 shots, and each shot is worth a maximum of 10 points. Accordingly, the maximum possible match score is 1000 points. This will require 100 rounds of ammunition plus whatever is required for warmup.

The targets shown in the Appendix [Figure 1 (Rimfire) and Figure 3 (Centerfire)] will be shot at a distance of **50 Feet**. The outer diameter of the **Rimfire** target (the '6' ring) is 8.32 inches and the diameter of the '10' ring is 1.8 inches. This target also has an "X" ring that is 0.9 inches in diameter.

The outer diameter of the **Centerfire** target (the '6' ring) is 11 inches and the diameter of the '10' ring is 3.3" inches. This target also has an "X" ring that is 1.88" inches in diameter.

In both the rimfire and the centerfire competitions, the targets will be presented in pairs as shown in Figures 1 and 3. *Ten shots* will be put into the upper bull within *a time limit of ten (10) minutes*. This is considered "Slow Fire". There will be a 5 minute break between shooting the upper and lower bulls.

The lower bull on each target pair will then be shot with two (2) five shot strings, with each string being shot at the more rapid timed pace of 20 seconds per string. There will be a reloading break between the two strings.

The target pairs will be presented in three stages. Stage one will include a 15 minute practice target along with scoring targets 1 and 2. Following each stage there will be a 20 minute break to allow for target changes (**See Figure 2 attached**). It is estimated that the time to fully complete shooting the three stages will be slightly less than 2 hours.

### **Scoring**

Best edge scoring will be used. If the hole breaks into the border of the next higher ring, the higher score will be awarded. Tears in the paper are not counted, only the portion of the hole the size of the bullet is to be used for the score. In order to score an "X" (in addition to ten points), the bullet must be within the center ten ring without touching the inside diameter of the ten ring for the Centerfire target, and must touch, or be within the "X" ring for the Rimfire target. The "X" count is only used to settle ties. Shots outside the six rings will be scored zero, and any shot over the ten allotted for the target area will be scored -10. In the latter case, the shot selected will be the one with the otherwise lowest score.

Scoring plugs may be used to check holes which are too close to measure otherwise. If a plug is used (it should only be inserted once), a "P" is to be written next to the score. Care should be taken when using plugs as an enlarged hole could invalidate a score. If it is not possible to determine that the hole actually breaks into the border of the next higher ring, the lower score must be given.

If a competitor is disqualified for any reason, such as for an equipment violation, the score will be reported as "DQ". The Match Director will report the reason for the DQ in the match results. If a competitor does not finish their target in the allotted amount of time, the score will be reported as "DNF".

### **Match Director**

The match Director will be responsible to see that appropriate safety precautions are taken. Since regulations at other Ranges, and the experience level of the competitors are different, the Match Director is allowed some latitude on procedure as long as the safety aspects meet or exceed those established for the Red Cliffs Rifle and Pistol Range. We expect the Match Director and all competitors to exercise their best judgement to keep the sport safe for all that participate. It is suggested that the Match Director or Range Safety Officer go over the basic safety rules before a match if there is any question that anyone in attendance may not be familiar with the rules in effect at the range.

### **Sportsmanship**

There shall be no boisterous conduct on, or near, the firing line during the firing of any match. Everyone should treat all shooters as they would like to be treated if they were about to shoot a new record score.

### **Range Commands**

The Range Officer will call competitors to the firing line sufficiently in advance of giving the commence fire command in order to allow equipment to be set and adjusted. Before each relay, the Range Officer will explain the procedure that is in use at the Range to start and stop a match, including the procedures

to be followed in case of an emergency cease-fire. If an emergency cease-fire is called, the reason for such should be corrected, and then the match restarted, possibly with a time adjustment mutually agreed upon by the contestants.

### **Bench Drawing**

A drawing for bench or table assignments will be made at the time of check-in. Any randomized method of assignment shall be allowed. An attempt will be made to group rimfire shooters and centerfire shooters separately but there may be some overlap as the targets and course of fire are identical for both groups.

### **Tied Scores**

If two or more competitors shoot the same score, the X-count will be used to break the tie. If, after including the X-count, the scores are still tied, the scores will be reported as a tie.

The Match Director may also use any other method of breaking ties at the local level. This could include holding a shoot-off, or comparing individual bulls in a specific order. When such procedures are used, the results should be included in a match report so that they can be posted.

### **Crossfire**

In case of a crossfire, if the person making the crossfire reports it first, or admits to it immediately after it's reported by the person whose target was accidentally fired on, the crossfire will not be counted on the target that was accidentally fired on. The shot will be recorded as if it had impacted on the target of the person making the crossfire. Adjustment to the score of the person making the crossfire, including both the score on that target and the number of shots on the target, will be made, and additionally, a minus ten (-10) point penalty will be added to the score of the person making the crossfire. If the crossfire impacts a bull on which a legitimate shot has also been fired, and it is not possible to determine which shot belongs to which shooter, the highest scoring hole will be counted as the legitimate shot, and lowest scoring hole will be counted as the crossfire.

### **Trophies and Awards**

It is the responsibility of the Match Host to arrange for any trophies, certificates, or other awards to be given at each tournament. It is acceptable to include the cost of such awards in the fee charge for entry to the tournament. It is strongly urged that the cost to enter a tournament be kept as low as possible in order to encourage new participants.

### **Duties of Tournament Officials**

Any person may hold more than one of the following positions. When possible matches should be schedule such that persons holding the following positions may also be able to compete in the matches.

1. *Match Director*

The Match Director is the main officer involved. The Match Director selects and oversees all the other officials. Respective responsibilities are to be completed by the Match Director.

2. *Range Officer*

The Range Officer is responsible for timing and insuring safety during the match. This position is also responsible for signaling the Target Crew when it is safe to go downrange for a target change.

3. *Referee*

Two referees are to be picked by the Match Director. These persons are responsible for settling disputes and questions that may arise during a match. They should have immediate access to a copy of the Rule Document for reference. At the Match Directors discretion, the selection of Referees may be deferred until they are actually required.

4. *Scorer*

Scores targets.

5. *Statistician*

Records and displays results received from the Scorer. Also responsible for verifying weights and other restrictions on guns and equipment used in the various classes.

6. *Target Crew*


Posts and retrieves targets. They receive clearance to go down range from the Range Officer. At the Match Director's discretion, competitors may be allowed to post and retrieve their own targets.

**Challenges and Protests**

Challenges and protests should be referred to the Match Director who will call in the Referees to settle any disputes. The Match Director and the Referees have the finals say on all disputes.

**Appendices**

- Figure 1. Rimfire Targets
- Figure 2. Rimfire Staging and Course of Fire
- Figure 3. Centerfire Targets
- Figure 4. Centerfire Staging and Course of Fire



# FIGURE 1

## UPPER TARGET – Slow Fire

Ten Shots in 10 Minutes

<<< >>>

100 Points Max.

## LOWER TARGET – Timed Fire

Two Five Shot Strings  
20 Seconds/String

<<< >>>

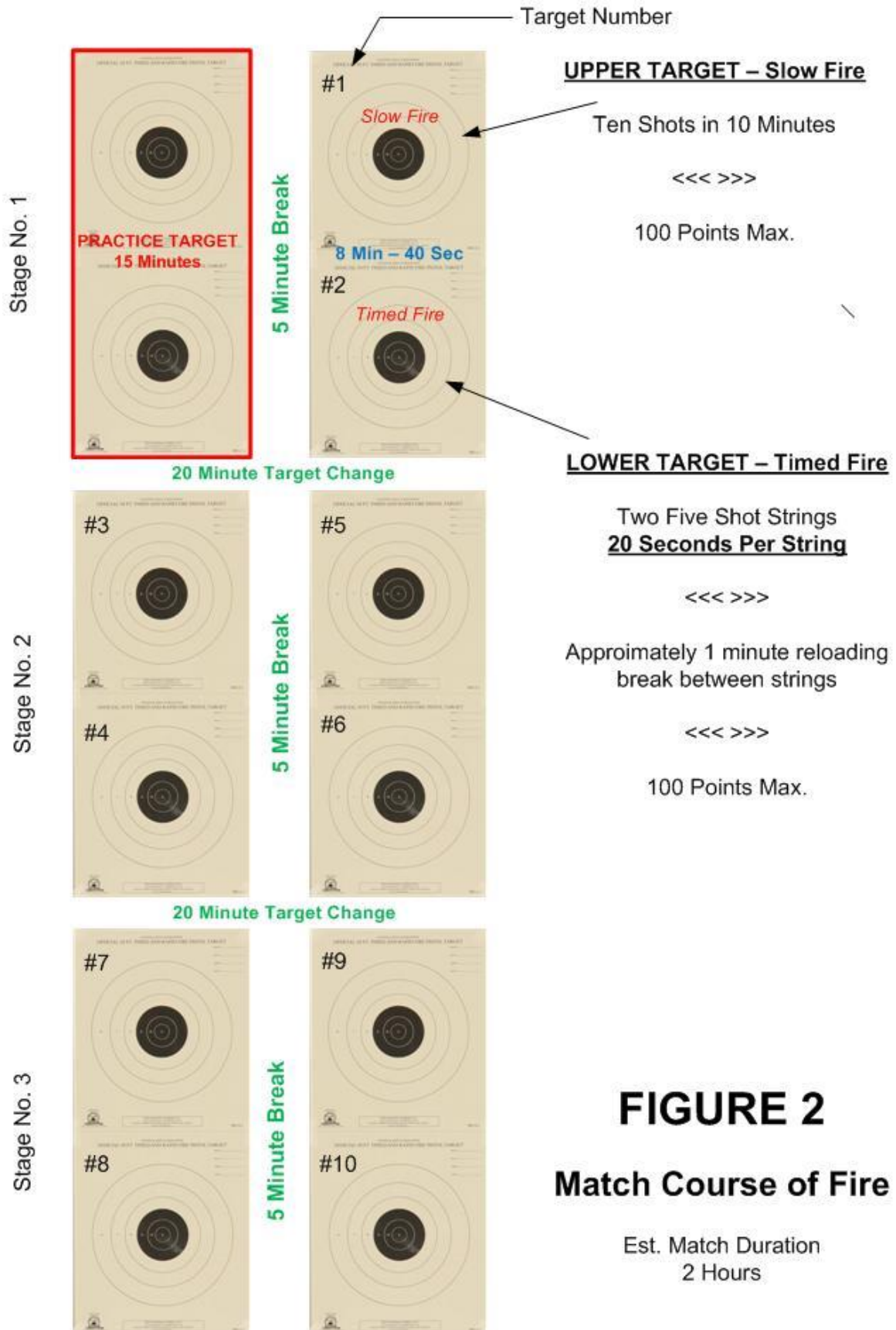
Approximately 1 minute reloading  
 break between strings

<<< >>>

100 Points Max.

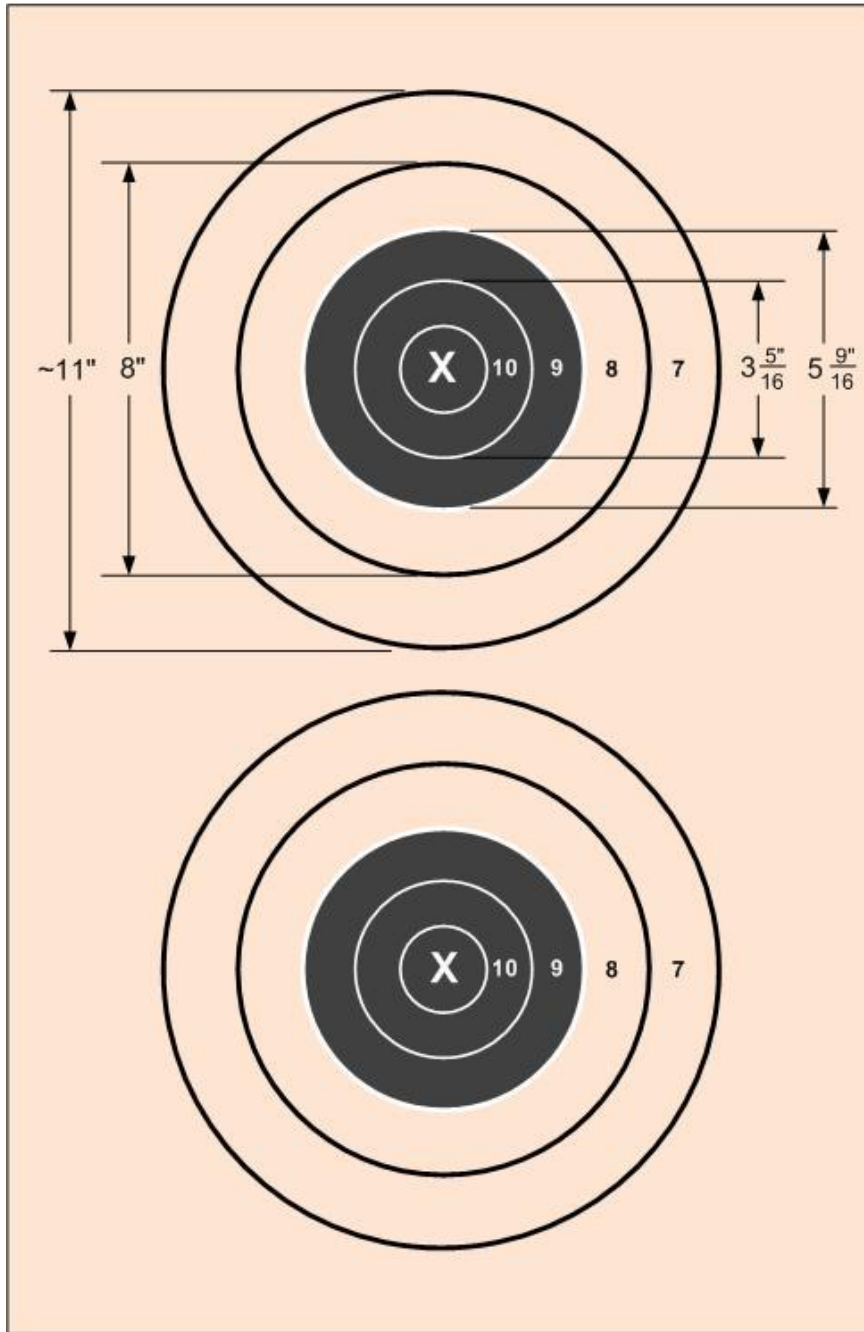
## 2019 Huntsman 50 Foot Rimfire Pistol Competition Targets

***(Ten Targets Match Total– 1000 Possible Points)***





Target Bulls modeled on the NRA B-8 Target



### Figure 3

#### Upper Bull Slow Fire

10 Shots in 10  
Minutes

100 Points  
Max

---

#### Lower Bull Timed Fire

Two Five Shot  
Strings

20 Seconds  
Per String

100 Points  
Max

50 Foot **Centerfire** Handgun Competition Target  
**(Ten Targets Match Total - 1000 Possible Points)**

# **FIGURE 4**

## Centerfire Pistol

### Staging and Course of Fire

The Staging and Course of Fire for Centerfire handguns (.32 to .45 Cal) is identical to that for Rimfire handguns (See Figure 2). The only difference is that the Target for Centerfire handguns is as shown in Figure 3, modeled on the NRA B-8 target, whereas the Target for Rimfire handguns is the NRA B-3 shown in Figure 1.

November 30, 2018